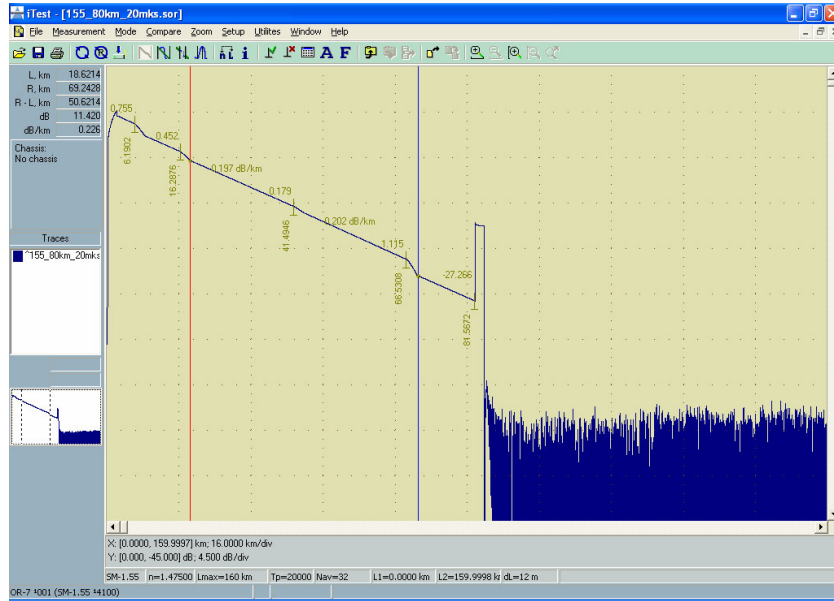


FSXpert™ iOTDR

Remote Optical Time Domain Reflectometer



Features

- 1310/1550/1625 NM SM and 850/1310 NM MM
- Dynamic Range up to 43 dB
- Can be used with Optical Switch to test multiple fibers
- Remote operation via GUI software
- 10BaseT control interface
- -48 VDC operation (100-250 VAC option available)
- Fits into FSXpert™ chassis (19"/23" EIA or WECCO)
- Removable adapters for easy cleaning
- Connectors exit at an angle to prevent fiber bends



Ordering Information

Remote OTDR

1/07 • 8113000

Catalog Number

iOTDR- - - -

Wavelength:

0850	850 nm
1310	1310 nm
1550	1550 nm
1625	1625 nm
1315	1310/1550 nm
1516	1550/1625 nm
1356	1310/1550/ 1625 nm

Connector Style:

USC	SC UPC
ASC	SC APC
UFC	FC UPC
AFC	FC APC
UST	ST UPC
ULC	LC UPC
ALC	LC APC
ULX	LX.5 UPC
ALX	LX.5 APC
AE2	E2000 APC
AF3	F3000 APC

Leave Blank	SM
MM-85-50	MM 850 50/125UM
MM-85-62	MM 850 62.5/125UM
MM-13-50	MM 1310 50/125UM
MM-13-62	MM 1310 62.5/125UM

Dynamic Range:

XX	See page 4 for options
----	------------------------

Module Size:

Single Module

1.12 x 8.07 x 7.4 inches (HxWxD)

One single chassis slot

Front:

- One Fiber Optic connector

Back:

- One Ethernet port

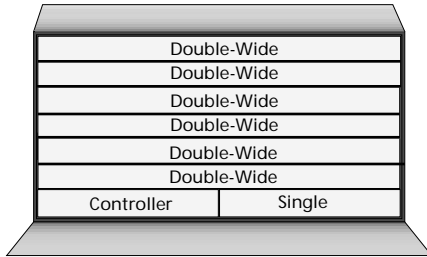





FSXpert™ iOTDR

Chassis Information

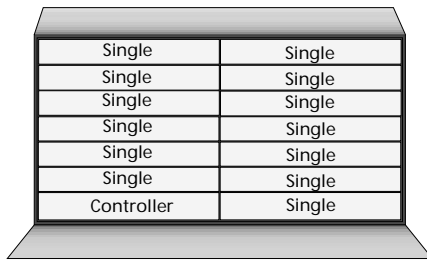
The FSXpert chassis provides power and communications through a backplane to the FSXpert modules. The chassis is available in several configurations. Multiple slots can be used to house larger modules. For instance, two double-wide slots can be used to house a quad size module.



Catalog Number: FSX-CHAS-5U-2S-3Q



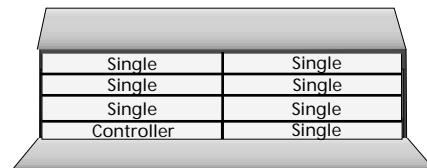
Catalog Number: FSX-CHAS-5U-10S-1Q



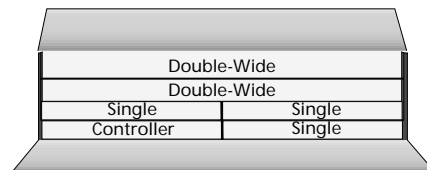
Catalog Number: FSX-CHAS-5U-14S



Catalog Number: FSX-CHAS-8U-14S-2Q



Catalog Number: FSX-CHAS-3U-8S



Catalog Number: FSX-CHAS-3U-4S-1Q

Ordering Notes: All chassis include mounting brackets for installation into standard 19- or 23-inch racks. Power connectors are also included. Mounting brackets for 600 mm rack mounting are also available, but must be ordered separately. Vertical cable guides (VCGs) are optional and must be ordered separately.

Chassis Dimensions:

- 3U: 5.25" x 17.5" x 10.4" (13.34 x 44.45 x 26.42 cm)
- 5U: 8.75" x 17.5" x 10.4" (22.23 x 44.45 x 26.42 cm)
- 8U: 14.0" x 17.5" x 10.4" (35.56 x 44.45 x 26.42 cm)

1/07 • 8113000 Remote OTDR



FSXpert™ iOTDR

Specifications

WAVELENGTH & DYNAMIC RANGE:

OTDR	Dynamic range, dB (SNR=1)	Wavelength nm
iOTDR-850-30-USC-MM	30	850 ± 20
iOTDR-1310-28-USC-MM	28	1310 ± 20
iOTDR-1310-39-UFC *	39.5	1310 ± 20
iOTDR-1310-42-UFC	42	1310 ± 20
iOTDR-1550-37-UFC *	37.5	1550 ± 20
iOTDR-1550-40-UFC	40	1550 ± 20
iOTDR-1550-43-UFC	43	1550 ± 20
iOTDR-1625-38-UFC *	38	1625 ± 20
iOTDR-1625-39-UFC	39	1625 ± 20
iOTDR-1625-41-UFC	41	1625 ± 20
iOTDR-1315-37-USC *	39.5/37.5	1310 / 1550 ± 20
iOTDR-1315-40-USC	42/40	1310 / 1550 ± 20
iOTDR-1315-43-USC	42/43	1310 / 1550 ± 20
iOTDR-1516-34-USC	34/35	1550 / 1625 ± 20
iOTDR-1516-37-USC *	37.5/38	1550 / 1625 ± 20
iOTDR-1516-40-USC	40/39	1550 / 1625 ± 20
iOTDR-1516-43-USC	43/41	1550 / 1625 ± 20
iOTDR-131516-37-UFC *	39.5/37.5/38	1310 / 1550 / 1625 ± 20
iOTDR-131516-40-UFC	42/40/39	1310 / 1550 / 1625 ± 20
iOTDR-131516-43-UFC	42/43/41	1310 / 1550 / 1625 ± 20

Specification	Value
Distance (km)	5, 10, 20, 40, 80, 120, 160, 240
Pulse width duration (nsec)	10, 30, 100, 300, 1000, 3000, 10000, 20000
Event Dead Zone (m) ¹ *	2
Attenuation Dead Zone (m) *	7.5
Event Dead Zone (m) ¹	3.5
Attenuation Dead Zone (m)	12-14
Loss resolution (dB)	0.001
Distance resolution (m)	0.32
Linearity (dB/dB)	± 0.05
Distance Accuracy (m) ²	± (0.0005% of distance + dist. resolution + index uncertainty)

¹ Probe pulse duration of 10 nsec and reflection coefficient less than 40 dB

² dist. Resolution + Index uncertainty

1/07 • 8113000 Remote OTDR



Web Site: www.alcon-tech.com

Customer Service: +1-952-445-4069, Fax: +1-952-445-4082

Email: support@alcon-tech.com

Alcon Technologies, Inc., 11201 Hampshire Ave. S, Minneapolis, Minnesota USA 55438

Specifications published here are current as of the date of publication of this document. Because we are continuously improving our products, Alcon reserves the right to change specifications without prior notice. At any time, you may verify product specifications by contacting us. Alcon Technologies, Inc. views its patent portfolio as an important corporate asset and vigorously enforces its patents. Products or features contained herein may be covered by one or more U.S. or foreign patents. An Equal Opportunity Employer