

FSXpert™ 1x2, 2x2, 1x4

Modular High-Speed Optical Switch



Features

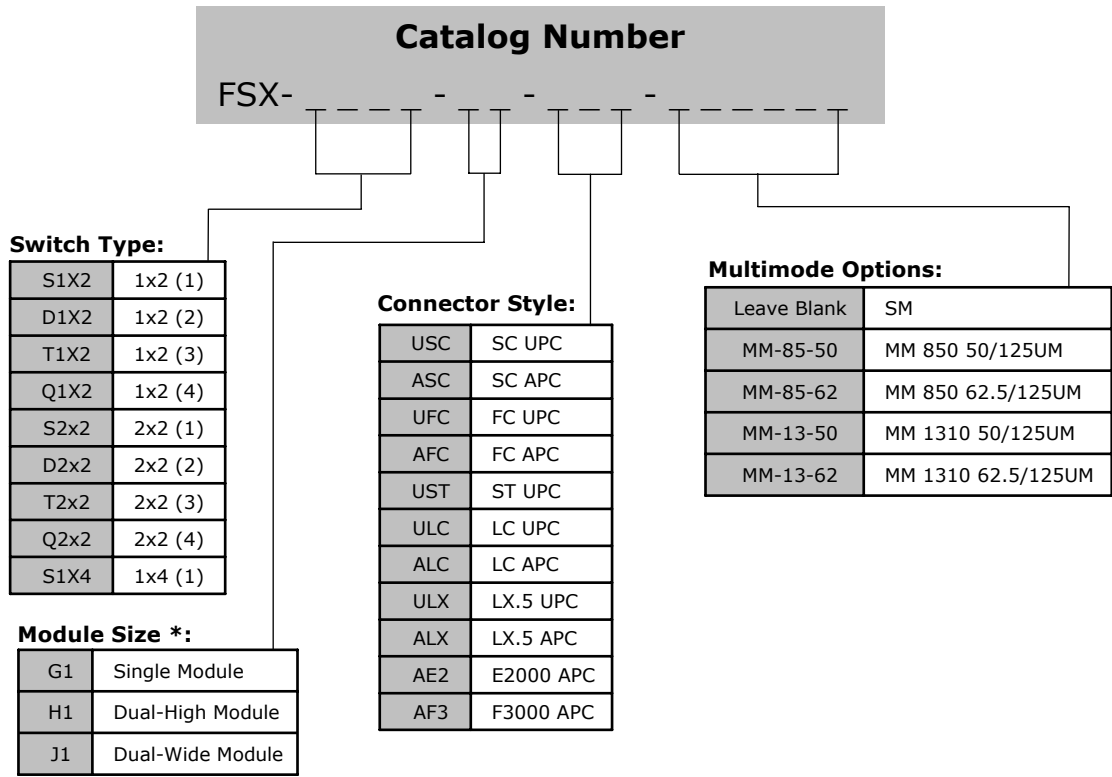
- 1 x 2, 2x2, and 1x4 latching optical switch
- 5 msec. typical switching time
- Remote operation
- 10BaseT, RS232 control interfaces
- GUI and TL1 interface protocol
- -48 VDC operation (100-250 VAC option available)
- Fits into FSXpert™ chassis (19"/23" EIA or WECO)
- Removable adapters for easy cleaning
- Connectors exit at an angle to prevent fiber bends



FSXpert™ 1x2, 2x2, 1x4 High Speed Optical Switch

Ordering Information

5 / 0 6 • 8 1 0 1 0 0 3 1x2, 2x2, 1x4 Optical Switch



* Module Sizes:

Single Module



1.12 x 8.07 x 7.4 inches (HxWxD)

One single chassis slot

Front:

- Up to 4 standard connectors
- Up to 8 LX.5® and LC connectors

Back:

- Up to 4 standard connectors
- Up to 8 LX.5® and LC connectors

Dual-High Module



2.24 x 8.07 x 7.4 inches (HxWxD)

Two vertical single chassis slots

Front:

- Up to 10 standard connectors
- Up to 20 LX.5® and LC connectors

Back:

- Up to 8 standard connectors
- Up to 16 LX.5® and LC connectors

Dual-Wide Module



1.12 x 16.62 x 7.4 inches (HxWxD)

Two horizontal single chassis slots

Front:

- Up to 10 standard connectors
- Up to 20 LX.5® and LC connectors

Back:


- Up to 8 standard connectors
- Up to 16 LX.5® and LC connectors



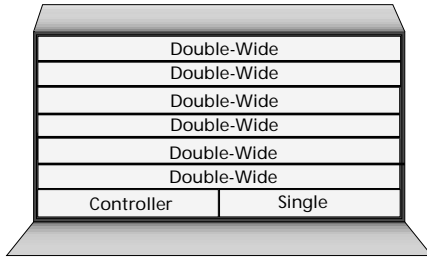
FSXpert™ 1x2, 2x2, 1x4 High Speed Optical Switch

Chassis Information

The FSXpert chassis provides power and communications through a backplane to the FSXpert modules. The chassis is available in several configurations. Multiple slots can be used to house larger modules. For instance, two double-wide slots can be used to house a quad size module.



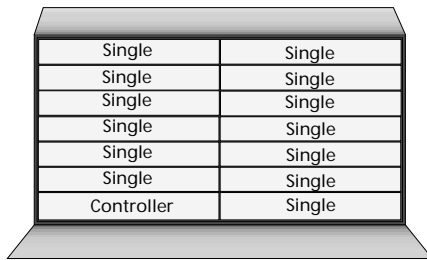
5 / 0 6 • 8 1 0 1 0 0 3 1x2, 2x2, 1x4 Optical Switch



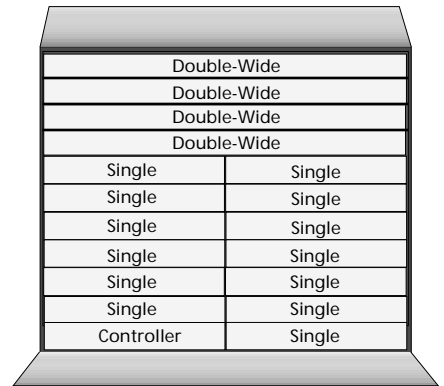
Catalog Number: FSX-CHAS-5U-2S-3Q



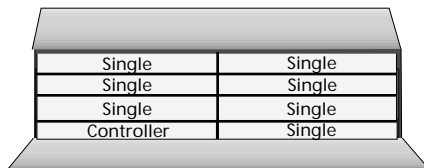
Catalog Number: FSX-CHAS-5U-10S-1Q



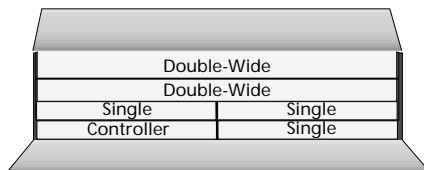
Catalog Number: FSX-CHAS-5U-14S



Catalog Number: FSX-CHAS-8U-14S-2Q



Catalog Number: FSX-CHAS-3U-8S



Catalog Number: FSX-CHAS-3U-4S-1Q

Ordering Notes: All chassis include mounting brackets for installation into standard 19- or 23-inch racks. Power connectors are also included. Mounting brackets for 600 mm rack mounting are also available, but must be ordered separately. Vertical cable guides (VCGs) are optional and must be ordered separately.

Chassis Dimensions:

- 3U: 5.25" x 17.5" x 10.4" (13.34 x 44.45 x 26.42 cm)
- 5U: 8.75" x 17.5" x 10.4" (22.23 x 44.45 x 26.42 cm)
- 8U: 14.0" x 17.5" x 10.4" (35.56 x 44.45 x 26.42 cm)



FSXpert™ 1x2, 2x2, 1x4 High Speed Optical Switch

Specifications

OPTICAL

Insertion Loss 1x2*:	1.2 dB maximum; 0.8 dB typical
Insertion Loss 2x2*:	1.4 dB maximum; 1.0 dB typical
Insertion Loss 1x4*:	1.5 dB maximum; 1.2 dB typical
Return Loss Singlemode*:	50 dB minimum; 55 dB typical
Return Loss Multimode*:	16 dB minimum; 20 dB typical
Bandpass Singlemode:	1290 - 1330 nm and 1525 - 1610 nm
Bandpass Multimode:	830 - 870 nm and 1290 - 1330 nm
Switching Speed:	8 ms maximum; 5 ms typical
Repeatability:	+/-0.05 dB maximum
Polarization Dependent Loss:	0.1 dB maximum
Crosstalk:	-60 dB maximum
Optical Input Power:	300 mW maximum (continuous wave)

ENVIRONMENTAL

Operating Temperature:	0°C to +50°C
Storage Temperature	-40°C to +70°C (5%-95% RH, non-condensing)

ELECTRICAL

Input Voltage:	-37 to -60 VDC
Input Current @ -37 VDC:	100 mA
Input Current @ -48 VDC:	60 mA
Input Current @ -48 VDC:	160 mA while switching
Voltage (AC):	88-264 VAC
Line Frequency (AC):	47-63 Hz
Input Current (AC):	0.7 A/115 VAC, 0.4 A/230 VAC

MECHANICAL

Rack Compatibility:	Fits into FSXpert™ chassis (19"/23" EIA or WECCO)
Control Interface Connectors:	RS232-DB9, 10BaseT-RJ45 (with controller)
Power Connector:	7-pin plug (provided with chassis)
Fiber Optic Connectors:	SC, FC, ST®, LC, ASC, AFC, LX.5®, E2000™, F3000™
Operational Life:	10 million switch cycles

AGENCY COMPLIANCE

Safety Listing:	UL1459 / CSA22.2 / EN60950 (CE)
EMC:	FCC Part 15, Subpart B, Class A, CISPR 22

* Includes 2 UPC connector losses (add 0.1 dB IL per APC connector and 0.3 dB IL per MM connector)

5 / 0 6 • 8 1 0 1 0 0 3 1x2, 2x2, 1x4 Optical Switch



Web Site: www.alcon-tech.com

Customer Service: +1-952-445-4069, Fax: +1-952-445-4082

Email: support@alcon-tech.com

Alcon Technologies, Inc., 11201 Hampshire Ave. S, Minneapolis, Minnesota USA 55438

Specifications published here are current as of the date of publication of this document. Because we are continuously improving our products, Alcon reserves the right to change specifications without prior notice. At any time, you may verify product specifications by contacting us. Alcon Technologies, Inc. views its patent portfolio as an important corporate asset and vigorously enforces its patents. Products or features contained herein may be covered by one or more U.S. or foreign patents. An Equal Opportunity Employer